

# SB hydraulic breakers

Easier to use, easier to own, tougher than ever



*Atlas Copco*

**F**or years, Atlas Copco's solid body breakers have been considered the toughest, most reliable on the market. Now we also aim to make them the easiest to use and own.

But why develop a new generation? Contractors are using hydraulic breakers in an increasingly wide range of applications, as they move from handheld to rig-mounted equipment. So, we've made the new range accessible even for inexperienced users. The result? Breakers that are easier to use, easier to install and easier to service.

### Hits harder, hits faster

But rest assured – no compromises have been made when it comes to reliability and productivity. In fact, we've taken the solid body concept a few steps further.

In terms of impact energy, the new SB's, the first breakers of the new design in the range, hit harder than their predecessors – and with 50% higher frequency. Plus, productivity has been given an extra boost by improving operator ergonomics in the form of reduced noise and vibration levels.

## Easy to install



### Short and easy to transport

The new SB breakers are the smallest on the market in their respective carrier class. This means they can be easily tucked up under the carrier boom during transportation between sites.



### All hoses at the side

All hose connections – oil in/out, dust suppression, air flushing and automatic lubrication – are positioned on either side of the breaker, making for neater installation of hoses. This reduces the risk of the hoses getting damaged when working in confined spaces.



**Workmanship: efficiency has been boosted thanks to the design of the new hammer mechanism.**

## Easy to use

### Impact rate boosted by 50%

Although the new SB's weigh the same as their predecessors they hit both harder and 50% faster – with the same oil flow. This boost in efficiency is due to the new design of the hammer mechanism.

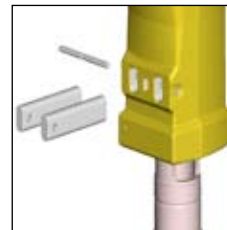
### Less noise, less vibrations

The noise and vibration levels have been considerably reduced. This has been achieved with the help of a new hammer mechanism with recoil dampening, as well as the new compact design of the hammer body.



### Double tool retainers

With double oval-shaped tool retainers, tool rotation is minimized, thereby reducing wear and tool breakage. The strength and design of the tool retainers ensure that they can withstand blank firing.



### Simple tool retainer lock

The patented tool retainer lock is robust and allows minimal play. With no small parts that can get lost, the system also simplifies tool replacement.

### Widest shank diameters

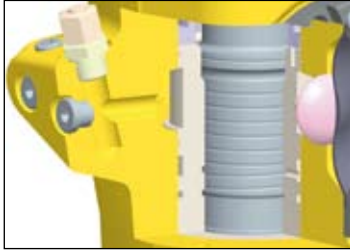
The shank diameters of Atlas Copco tools are among the widest on the market. The extra few millimetres gives a stronger, longer-lasting tool that can take much higher bending stresses. Made by Atlas Copco, the tools are the result of many years of experience and offer a perfect balance between hardness and durability.





### Sleeker and more compact

The sleek lines of the new SB's make it easier for operators to see the tool. Plus, the compact dimensions make working in confined spaces simpler – inside buildings, for example, or in narrow trenches. The accumulator is now cast into the main body of the breaker. Not only is this a more robust design, but it also means you don't have to unbolt the accumulator to reseal the hammer mechanism.



### Idle stroke protection

When the breaker blank fires, the energy of the stroke is absorbed by a piston damping chamber. This significantly reduces both the breaker's and carrier's exposure to vibrations.



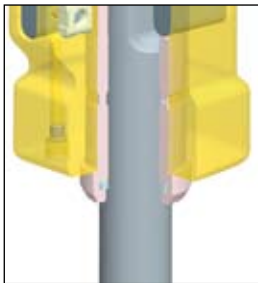
### Dust suppression and underwater breaking

Unusual in smaller breakers, the new SB's have both a dust suppression connection and an air flushing connection (used when working underwater or in extremely dusty conditions). There is also a built-in lubrication channel and a connection for the central lubrication system.

## Easy to service

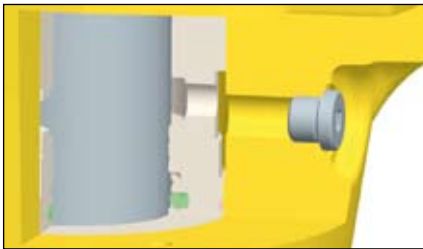
### Even fewer parts

The original solid body breakers contained less than half the number of parts common in conventional breakers. In the new range, that number has been reduced still further, making it even simpler to service the breakers.



### Full-length tool bushing

The length of the bushing gives greater tool guidance, reducing off-line movement and subsequent wear.



### Integrated accumulator

With the accumulator now cast into the main body of the breaker, you don't have to unbolt and remove the accumulator before pulling out the hammer mechanism. This saves time and also makes it unnecessary to recharge the accumulator.



### Easy to replace tool bushing

The new floating bushing can be replaced on site with standard hand tools. The bushing is protected against oxidation by a patented pressure system. This ensures that even after hours of work, the bushing can be changed in the field quickly and easily. A new protection ring keeps dirt out and grease in.



### Fast oil change

It's now easier for operators to switch between oils when different carriers are being used. Instead of having to dismantle the whole breaker, we have added a drainage port through which you can flush the breaker clean with compressed air.

## Technical data

Model	Length without tool		Approximate Service Weight		Blow Frequency	Operating Pressure		Oil Flow Rate		Working Tool diameter		Part Number
	mm	in	kg	lbs		bar	psi	l/min	gpm	mm	in	
SB 52	444	17	55	121	720-1800	150	2175	12-27	3,1-7,1	40	1,6	8460 0300 10
SB 102	564	22	87	191	720-2,280	100-150	1,450-2,175	16-35	4,1-8,7	45	1,8	8460 0300 30
SB 152	662	26	140	308	840-1,920	100-150	1,450-2,175	25-45	6,6-10,6	50	2,0	8460 0300 40
SB 202	714	28	200	440	840-1,800	100-150	1,450-2,175	35-66	9,2-15,6	65	2,6	8460 0300 50
SB 552	989	39	520	1146	660-1140	100-150	1450-2175	65-115	17,1-30,3	100	3,9	8460 0300 80

# Tools for every job

Today's hydraulic breakers offer a significantly improved ratio of percussive performance to weight, which in turn imposes far greater loads on all breaker components. The dimensions, material properties and tip geometry of working tools have a major impact on reliability, wear behavior, performance and productivity.

Genuine working tools from Atlas Copco are made from a special alloy that has been optimized for hydraulic breaker

applications. A complex heat treatment process and strict quality control at all stages of production in our own facilities guarantee maximum durability.

Working tools may look just like a piece of steel, but they are the result of a long and complex development process backed by extensive experience in the field.

So do not take any risks. Only genuine working tools will ensure that

your Atlas Copco breaker remains the unit that you bought: a reliable, safe production unit good for many millions of impacts.



Model	Tool type	Tool width		Working length		Total length		Part no.
		mm	in	mm	in	mm	in	
SB 52	1 Moil point	-	-	254	10	420	16.54	3083 3409 18
	2 Chisel (cross)	40	1.57	254	10	420	16.54	3083 3409 19
	4 Wide chisel (cross)	80	3.15	254	10	420	16.54	3083 3409 20
	4 Wide chisel (parallel)	80	3.15	254	10	420	16.54	3083 3409 21
	5 Asphalt cutter (cross)	125	4.92	254	10	420	16.54	3083 3409 22
SB 102	5 Asphalt cutter (parallel)	125	4.92	254	10	420	16.54	3083 3409 23
	1 Moil point	-	-	350	13.8	550	21.7	3083 3409 08
	2 Chisel (cross)	45	1.8	350	13.8	550	21.7	3083 3409 09
	4 Wide chisel (cross)	80	3.1	320	12.6	520	20.5	3083 3409 10
	4 Wide chisel (parallel)	80	3.1	320	12.6	520	20.5	3083 3409 11
SB 152	5 Asphalt cutter (cross)	125	4.9	280	11.0	480	18.9	3083 3409 12
	5 Asphalt cutter (parallel)	125	4.9	280	11.0	480	18.9	3083 3409 13
	1 Moil point	-	-	305	12.0	510	20.1	3083 3169 00
	1 Moil point	-	-	545	21.4	750	29.5	3083 3169 01
	2 Chisel (cross)	50	2.0	305	12.0	510	20.1	3083 3170 00
SB 202	3 Blunt tool	-	-	305	12.0	510	20.1	3083 3182 00
	4 Wide chisel (cross)	125	4.9	275	10.8	480	18.9	3083 3171 00
	4 Wide chisel (parallel)	125	4.9	275	10.8	480	18.9	3083 3172 00
	5 Asphalt cutter (cross)	115	4.5	285	11.2	490	19.3	3083 3173 00
	5 Asphalt cutter (parallel)	115	4.5	285	11.2	490	19.3	3083 3174 00
SB 552	1 Moil point	-	-	320	12.6	600	23.6	3083 3162 00
	1 Moil point	-	-	620	24.4	900	35.4	3083 3162 01
	2 Chisel (cross)	65	2.6	320	12.6	600	23.6	3083 3161 00
	3 Blunt tool	-	-	320	12.6	600	23.6	3083 3411 00
	4 Wide chisel (cross)	125	4.9	370	14.6	650	25.6	3083 3163 00
SB 552	4 Wide chisel (parallel)	125	4.9	370	14.6	650	25.6	3083 3167 00
	1 Moil point	-	-	570	22.44	900	35.43	3083 3409 05
	2 Chisel (cross)	100	3.94	570	22.44	900	35.43	3083 3409 06
3 Blunt tool	-	-	570	22.44	900	35.43	3083 3409 07	

Use only authorized parts. Any damage or malfunction caused by the use of unauthorized parts is not covered by Warranty or Product Liability.



1. Moil point      2. Chisel      3. Blunt tool      4. Wide chisel      5. Asphalt cutter

## Choose the right breaker

Model	Carrier	
	tonnes	lbs
SB 52	0.7-1.2	1,500-2,600
SB 102	1.1-3.0	2,400-6,600
SB 152	1.9-4.5	4,200-9,900
SB 202	2.8-6.0	6,200-13,200
SB 552	9.0-15.0	19,800-33,100

Note that this is only a rough guide. For a perfect fit between carrier and breaker, contact your local dealer.

## Reduce downtime, increase lifetime

Tools, tool retainers and bushings need to be lubricated at regular intervals. With our central lubrication system, grease is continuously pumped to the breaker. This gives you two advantages: first, you eliminate downtime caused by lubrication stops; second, you protect your breaker because it's always being lubricated properly.

## Central lubrication system

	Part No.
12 V (including nipples)	8202 5303 85
24 V (including nipples)	8202 5303 93



## Grease that stays where you want it

When the shank of the tool gets hot, standard grease will melt and run off. We make our own grease: it's rich in graphite and copper which gives it high temperature stability for superior lubrication.

## Shank grease

	Part No.
Chisel paste cartridge, 12x400 g (4.1 oz)	3363 0949 13
Chisel paste container, 15 kg (33.0 lbs)	3362 2639 00
Chisel paste container, 45 kg (99.2 lbs)	3362 2632 75

